



THE REPUBLIC OF KOMI



WWW.INVEST.RKOMI.RU

GENERAL INFORMATION

THE REPUBLIC OF KOMI



The Republic of Komi was established in August 22, 1921

It is a part of the Northern Economic Area, the Northwestern Federal District and the Arctic Zone of the Russian Federation

CAPITAL



SYKTYVKAR



416,800 km²

The area of the republic.
2.4% of the area of the Russian Federation

LENGTH

1,275 km 785 km 695 km
S-W/N-E S/N W/E



820,500

Permanent population, including 641,700 of urban population and 178,800 of rural population

MAJOR CITIES

Ukhta, Vorkuta, Pechora

2020 ECONOMIC INDICATORS

THE REPUBLIC OF KOMI

 **RUR 720.7 bln**

Gross regional product

 **RUR 140.4 bln**

Capital investments

 **A- (RU)**

AKRA credit rating

 **55.1% in GRP**

Industry

 **USD 957.8 mln**

Foreign trade turnover

 **Ba3 (RU)**

MOODY'S international rating

MINERAL RESOURCES

All-Russia stock share



3% OF OIL



4.5% OF COAL



**30% OF
BAUXITES**



**50% OF
TITANIUM**



13% OF BARITES

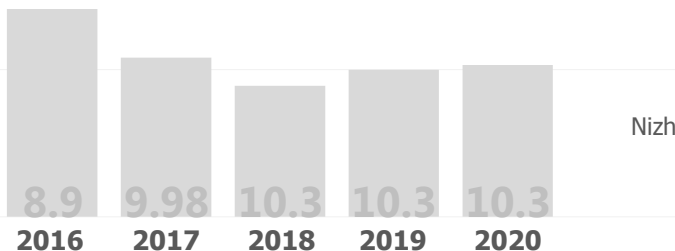


**80% OF VEINED
QUARTZ**

COAL INDUSTRY



Coal mining, mln tons



Developed fields:

Vorkutinskoye Vorgashorskoye Yunyaginskoye

Reserve deposits

Usinskoye coking coal deposit (No. 1 field)
Vorkutinskaya 33 mine field, Vorkutinskoye deposit
Nizhnesuryaginsky coal strip mine of Nizhnesuryaginsky field
Seydinskoye deposit



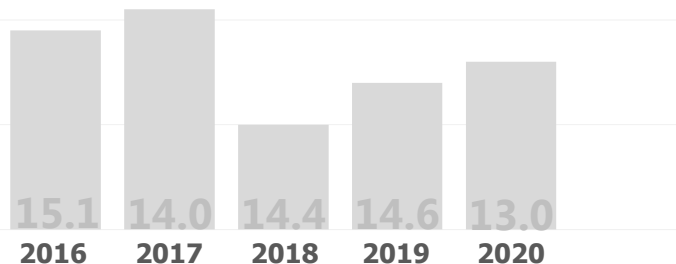
~11.5 mln tons

Total coal mining capacity per annum

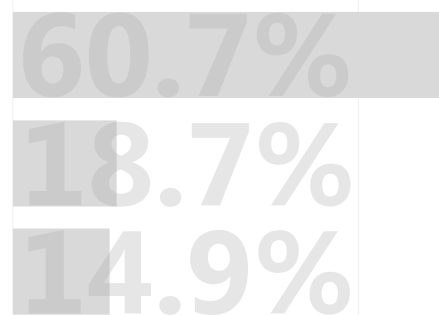
OIL EXTRACTION



Oil extraction, gas condensate included, mln tons



Oil production leading districts (2020)



Usinsk Municipality



Ukhta Municipality



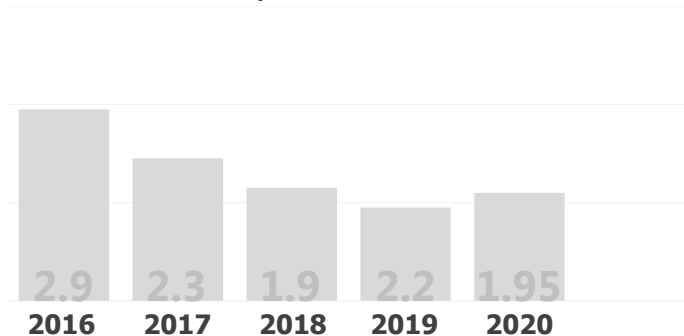
Pechora Municipality



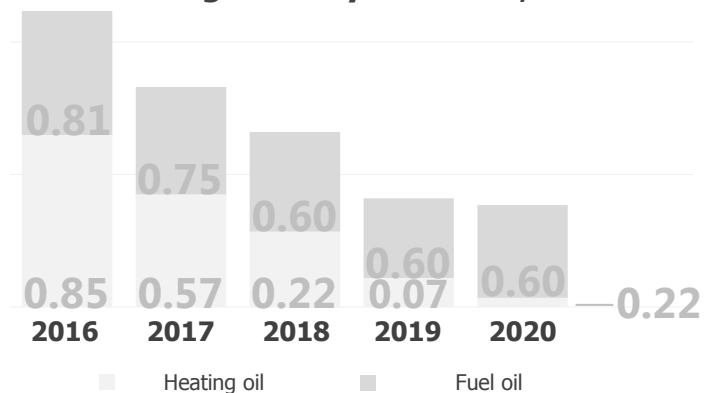
OIL REFINING



Oil refined, mln tons



Oil refining industry structure, mln tons





OIL DELIVERY

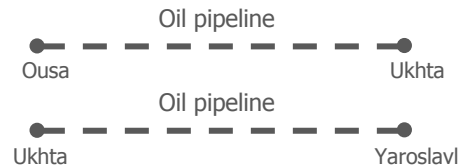


 **1,560 km**

Oil-trunk pipeline total length

 **> 33 mln tons**

2020 aggregate oil pipeline delivery



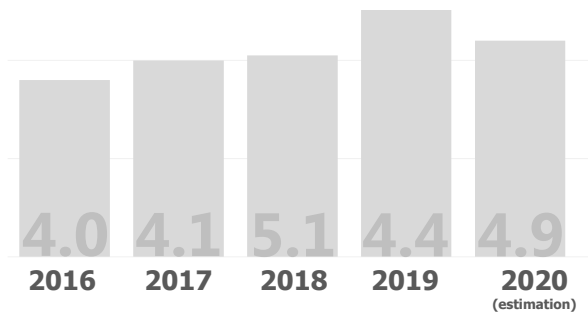


ORE MINING

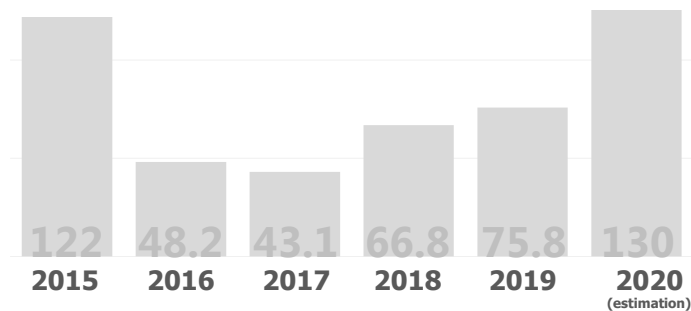


РУСА

Bauxite ore extraction, mln tons



Basalt gravel splitting, thousand tons

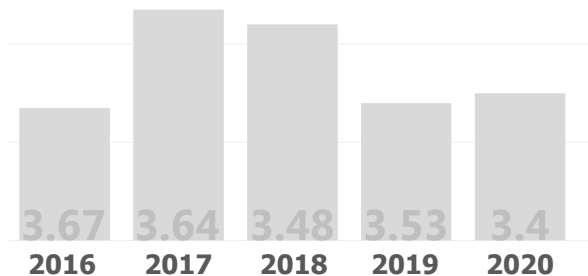




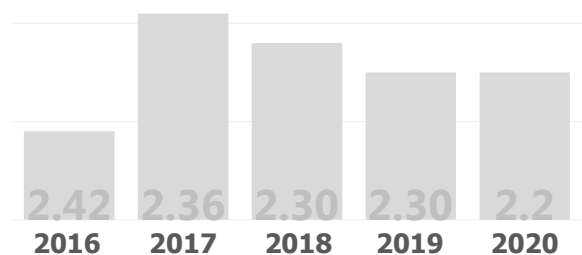
GAS INDUSTRY



Gas output, bln m³



Natural gas conversion, bln m³



FOREST RESOURCES

 **36.3 mln ha**

Total forest area. **3.2 %** of Russian forests and **50 %** of Russian European North forests

 **2.8 bln m³**

Timber stock





FOREIGN TRADE



EXPORT COMPOSITION



Timber and pulp-and-paper goods




Mineral commodities

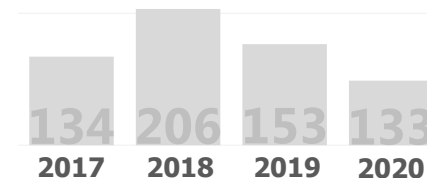


Chemical products, raw rubber

Export, USD mln



Import, USD mln





SCIENCE AND INNOVATIONS



25

Institutions are involved in research in Komi



1,447

Researchers



1,156

Innovative technologies are used by entities



7

Institutes of Komi Scientific Centre, Ural Branch, RAS



RUR 2.0 bln

Aggregate domestic costs in research and development

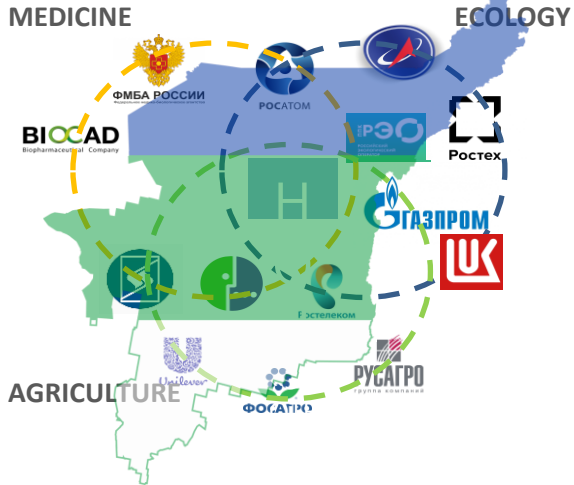


RUR 15.7 bln

Innovative products delivered



REC. THE NORTHERN POPULATION HEALTH SAVING TECHNOLOGIES



**Digital technologies and
Russian science will
contribute to an active
long-living**



**MEDICINE
BIO-PHARMACY
ECOLOGICAL PRODUCTS**



**NEW MATERIALS AND
TECHNOLOGIES**



CLEAN ENVIRONMENT



THE ARCTIC



7.5%

Insurance premiums (3.75% for SME)*

5.1%

Corporate income tax*

0%

Land tax

0%

Corporate property tax

1%

STS income

5%

STS income-expenditures

0.5%

MET**



State infrastructural support




Loans interest rates' backing

Web-portal
ARCTIC-RUSSIA.RU

The Arctic Russia web-portal is a
"one-stop" to entrepreneurs
planning a new business in the Arctic

*mineral extraction projects are not covered

**for new deposits only



SPECIAL ECONOMIC ZONE



Syktyvdin Municipality



Over **800** ha



Expertise in added-value
woodworking

REQUIRED FINANCING



RUR 12 bln
in 2021-2028

ANCHOR RESIDENT



Лузалес



32 RUR bln
investments



1,200 jobs

Products

MDF PLYWOOD
OSB PELLETS

**NEGOTIATIONS ARE
BEING HELD**



Tigercat
(Canada)

WOODWORKING CLUSTER



Created in **2021**



14 participating companies



>8,000 jobs



An application to be listed in the register of the RF Ministry of Industry and Trade has been prepared

PRODUCTION LINE



WOODWORKING CLUSTER ASSOCIATION

- MDF BOARDS MANUFACTURING
- PAPER, CARDBOARD
- FIBRE-BOARDS, BOARDS, PLYWOOD
- CABINET FURNITURE MANUFACTURING
- FURNITURE BLOCKS
- PRE-FABRICATED MATERIALS



INVESTMENT POTENTIAL

Basic factors influencing the regional investment potential

1

Social and economic sustainability

2

Investors' preferences

3

Mineral resources unique in stock, mode of occurrence, variety and quality

4

Research and educational potential

5











High credit ratings of leading rating agencies

6

Sustainable terms for investors' activities



INVESTORS' SUPPORT Activities in the Republic of Komi

-  **Investment tax deduction**
-  **Land-plots without tenders**
-  **Export activities' support**
-  **Special investment contract**
-  **Soft loans, warranties**
-  **Investment tax credit**
-  **Tax benefits**
-  **Educational programs**
-  **Investments protection**
-  **SME support**

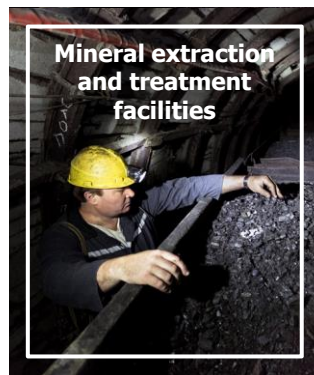
Regional development institutions

-  Guarantee Fund of the Republic of Komi
-  Shondi Centre for Entrepreneurs' Support
-  Business Incubator regional company
-  My Business service centre
-  Regional Fund of the Republic of Komi for Industry Development

-  Leasing Company of the Republic of Komi
-  Udora Business Incubator
-  Micro-Credit Company of the Republic of Komi
-  Centre for Social Innovations



Investment “niches”





THE REPUBLIC OF KOMI



WWW.INVEST.RKOMI.RU